Report No.: Test Time: 2023/5/11 20:39

Luminaire Property

Luminaire Manufacturer:
Luminaire Category: Luminaire Description:
Lamp Catalog: Lamp Description:
Number of Lamps: Lumens per Lamp:
Luminous Length (mm): Luminous Width (mm):
Luminous Height (mm): Voltage: 480.0 V
Current: 0.333 A Power: 151.80 W
Power Factor: 0.949

Photometric Results

IES Classification: Type III Longitudinal Classification: Medium
Total Rated Lamp Lumens: 19496.7 lm Measurement Flux: 19496.7 lm
Efficiency: 100% Downward Ratio: 100%
Upward Ratio: 0% Luminaire Efficacy Rating (LER): 128.49
C0r0 Intensity: 4430.3 cd Max. Intensity: 8018.29 cd
Pos of Max. Intensity: H180 V68
Beam Angle(C0/C180,C90/C270,C45/C225,C135/315): 153.8, 93.6, 136.6, 127.8

Picture Of Luminaire



Luminous Intensity Distribution Curve

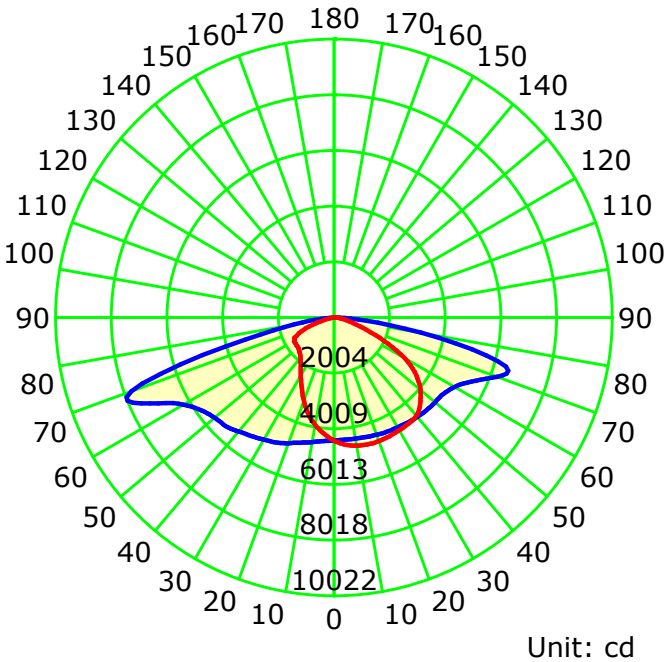

Unit: cd
Average Diffuse Angle(50%): 123.7°
C0-C180 C90-C270

C Plane (°):0.0-360.0: 22.5 Gamma Plane (°):0.0-180.0:1.0
Test Lab: Test Device: GPM-3000
Test Type: TYPE C Distance: 14.140 m [K=1.0000]
Temperature: 25.6 'C Humidity:
Operator: Inspector:

Luminous Intensity Distribution Curve

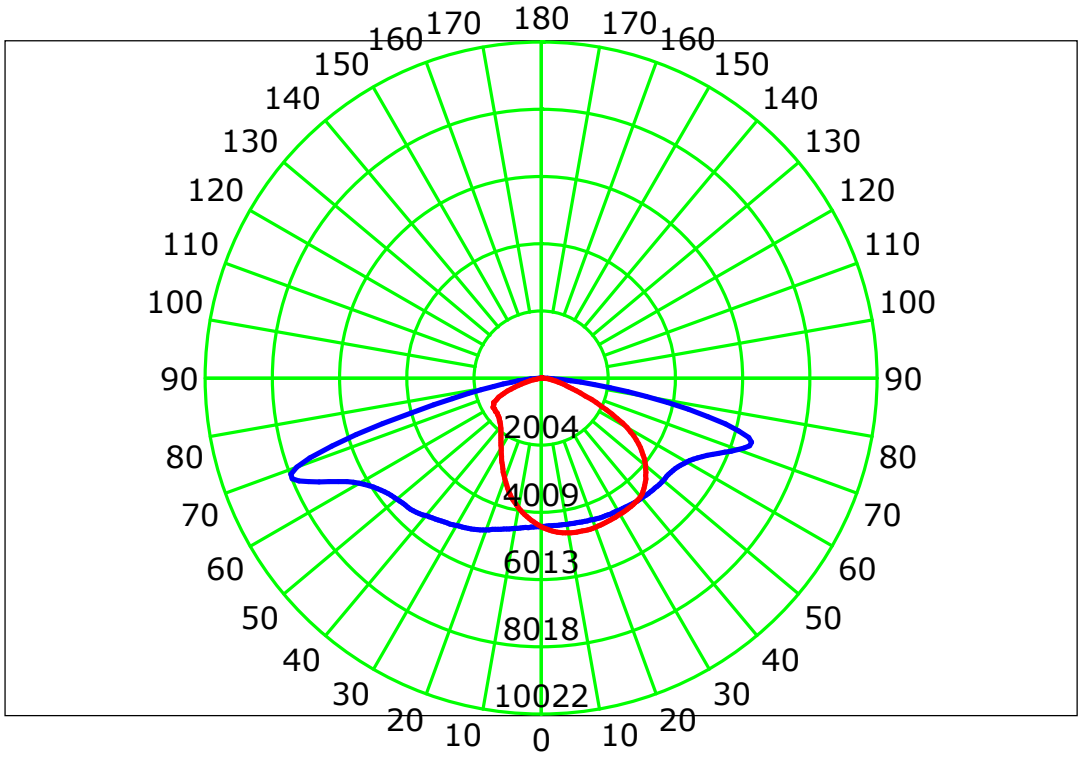

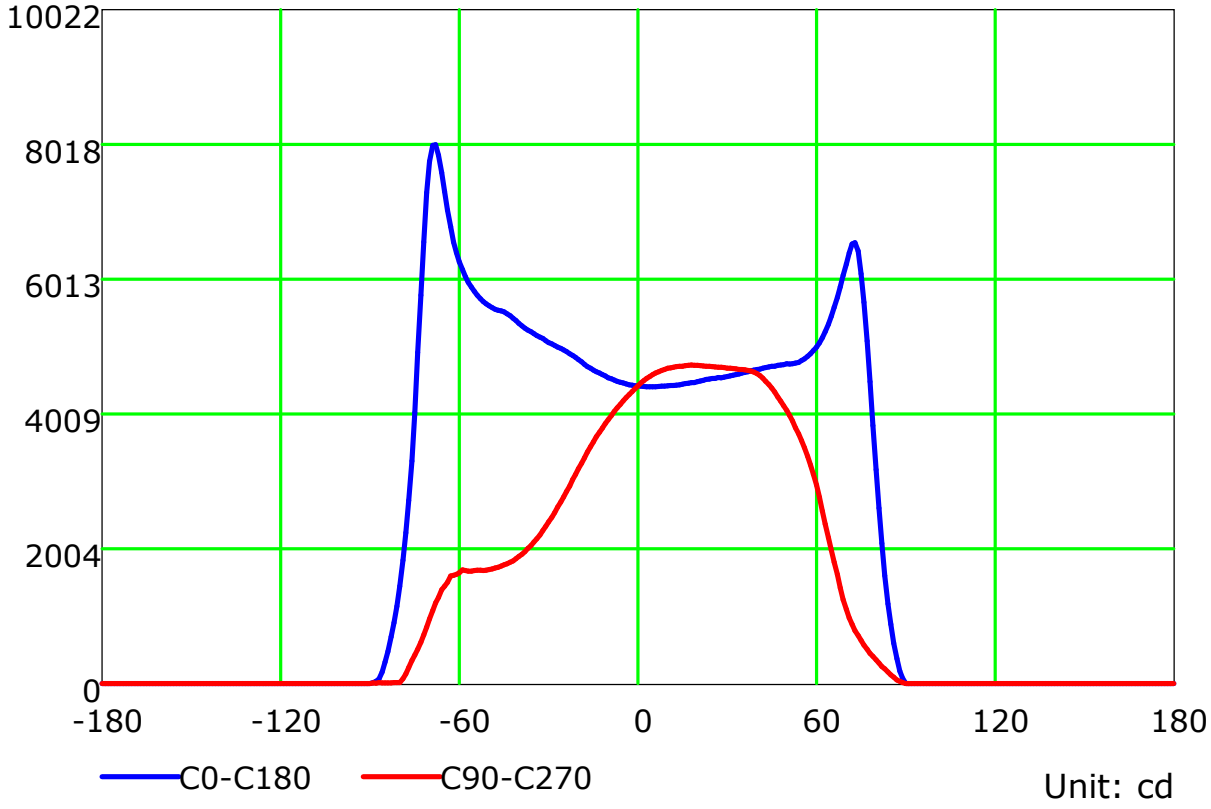

C Plane (°):0.0-360.0: 22.5
Test Lab:
Test Type: TYPE C
Temperature: 25.6 'C
Operator:

Gamma Plane (°):0.0-180.0:1.0
Test Device: GPM-3000
Distance: 14.140 m [K=1.0000]
Humidity:
Inspector:

Luminous Intensity Distribution Curve(cd/klm)

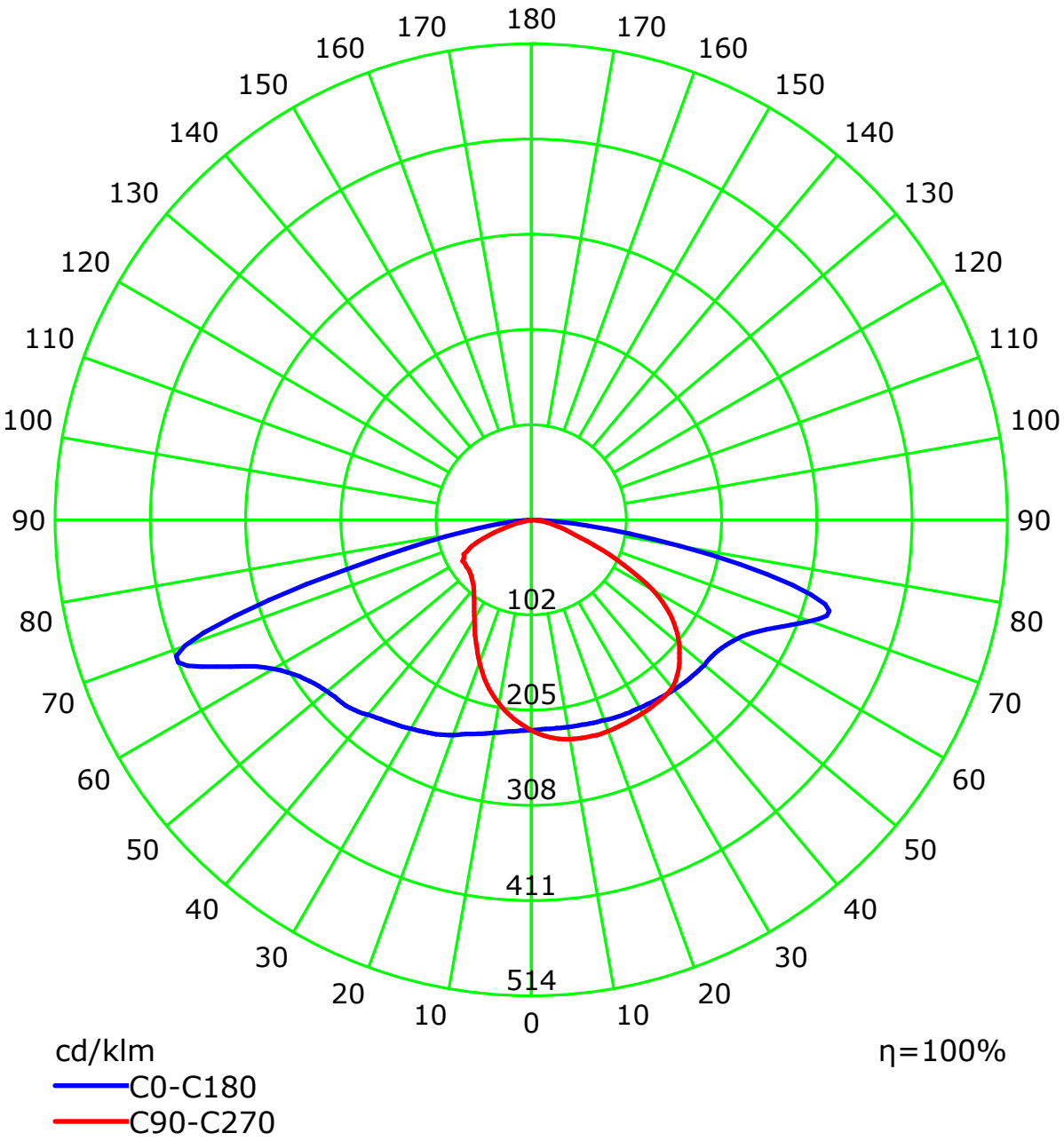

C Plane (°):0.0-360.0: 22.5
Test Lab:
Test Type: TYPE C
Temperature: 25.6 'C
Operator:

Gamma Plane (°):0.0-180.0:1.0
Test Device: GPM-3000
Distance: 14.140 m [K=1.0000]
Humidity:
Inspector:

Isocandela (rectangle)

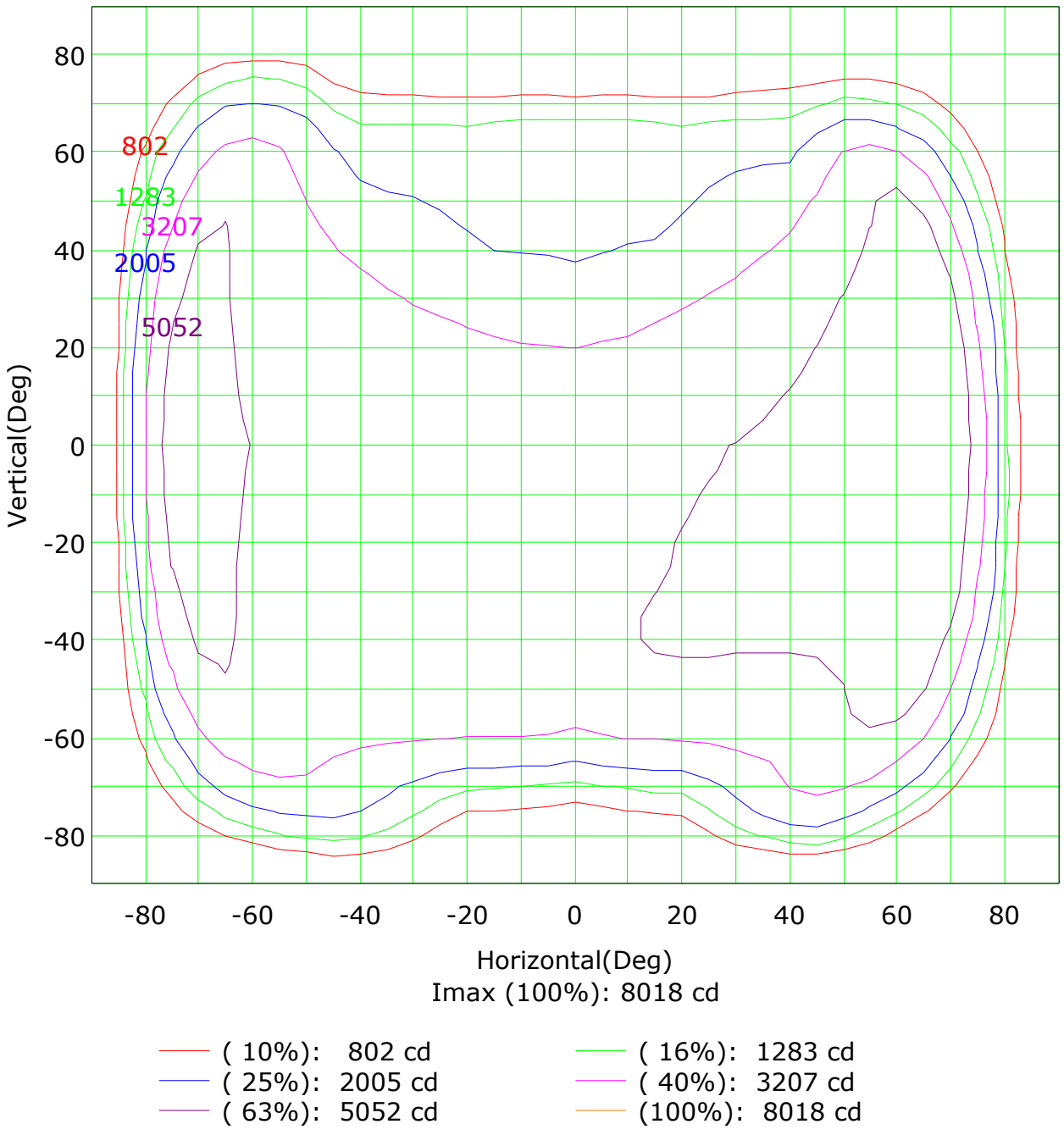

C Plane (°):0.0-360.0: 22.5
Test Lab:
Test Type: TYPE C
Temperature: 25.6 'C
Operator:

Gamma Plane (°):0.0-180.0:1.0
Test Device: GPM-3000
Distance: 14.140 m [K=1.0000]
Humidity:
Inspector:

Isocandela (sphere)

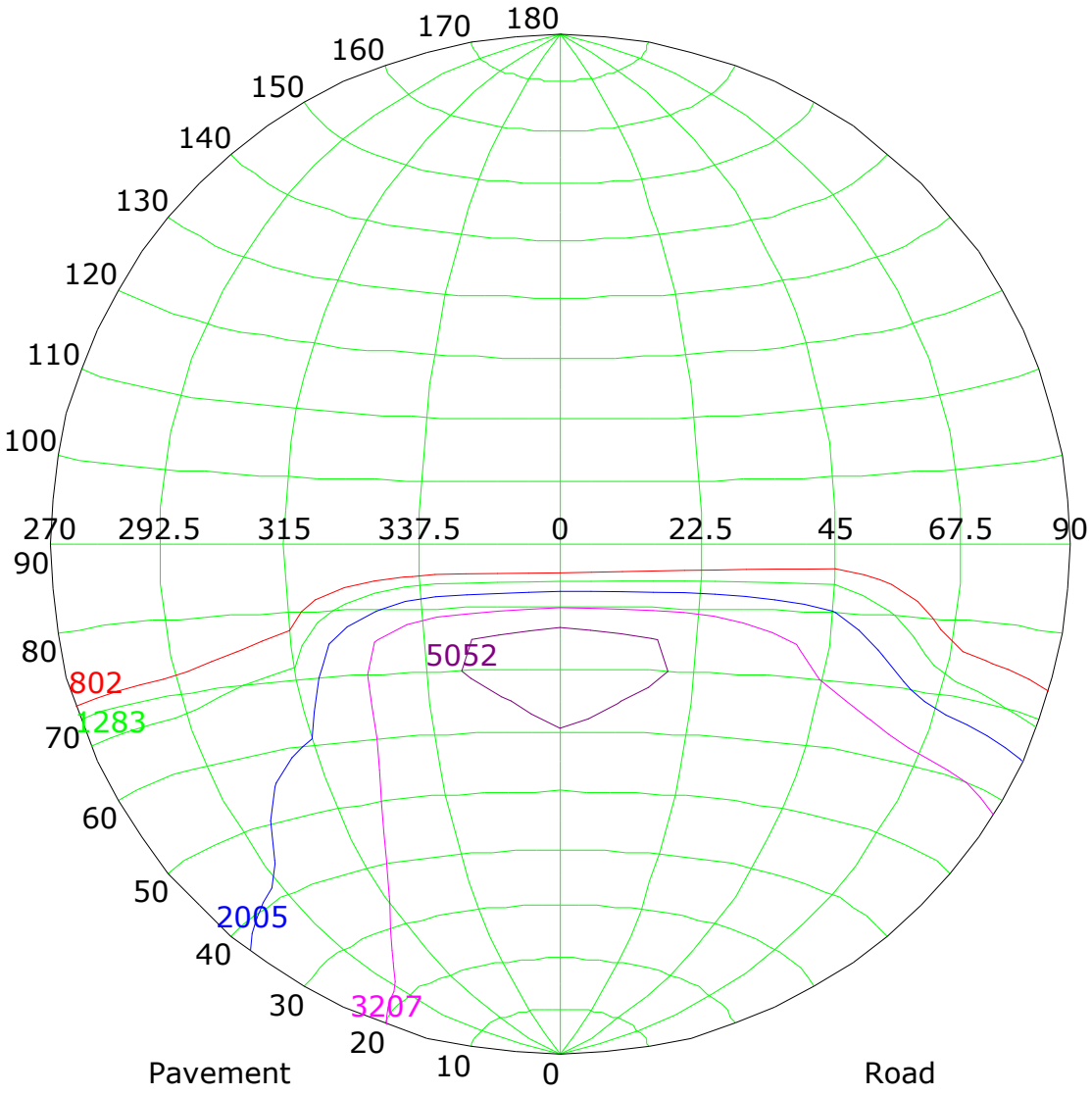

Imax (100%): 8018 cd

(10%): 802 cd	(16%): 1283 cd
(25%): 2005 cd	(40%): 3207 cd
(63%): 5052 cd	(100%): 8018 cd

CIE: narrow - intermediate
CIE: Non-cut-off luminaire
Max.At90: 0.000 cd/klm

IES: Semi-cut-off
Max.At80: 163.306 cd/klm
Max.80-90: 163.306 cd/klm

C Plane (°):0.0-360.0: 22.5
Test Lab:
Test Type: TYPE C
Temperature: 25.6 'C
Operator:

Gamma Plane (°):0.0-180.0:1.0
Test Device: GPM-3000
Distance: 14.140 m [K=1.0000]
Humidity:
Inspector:

IsoLux Plot

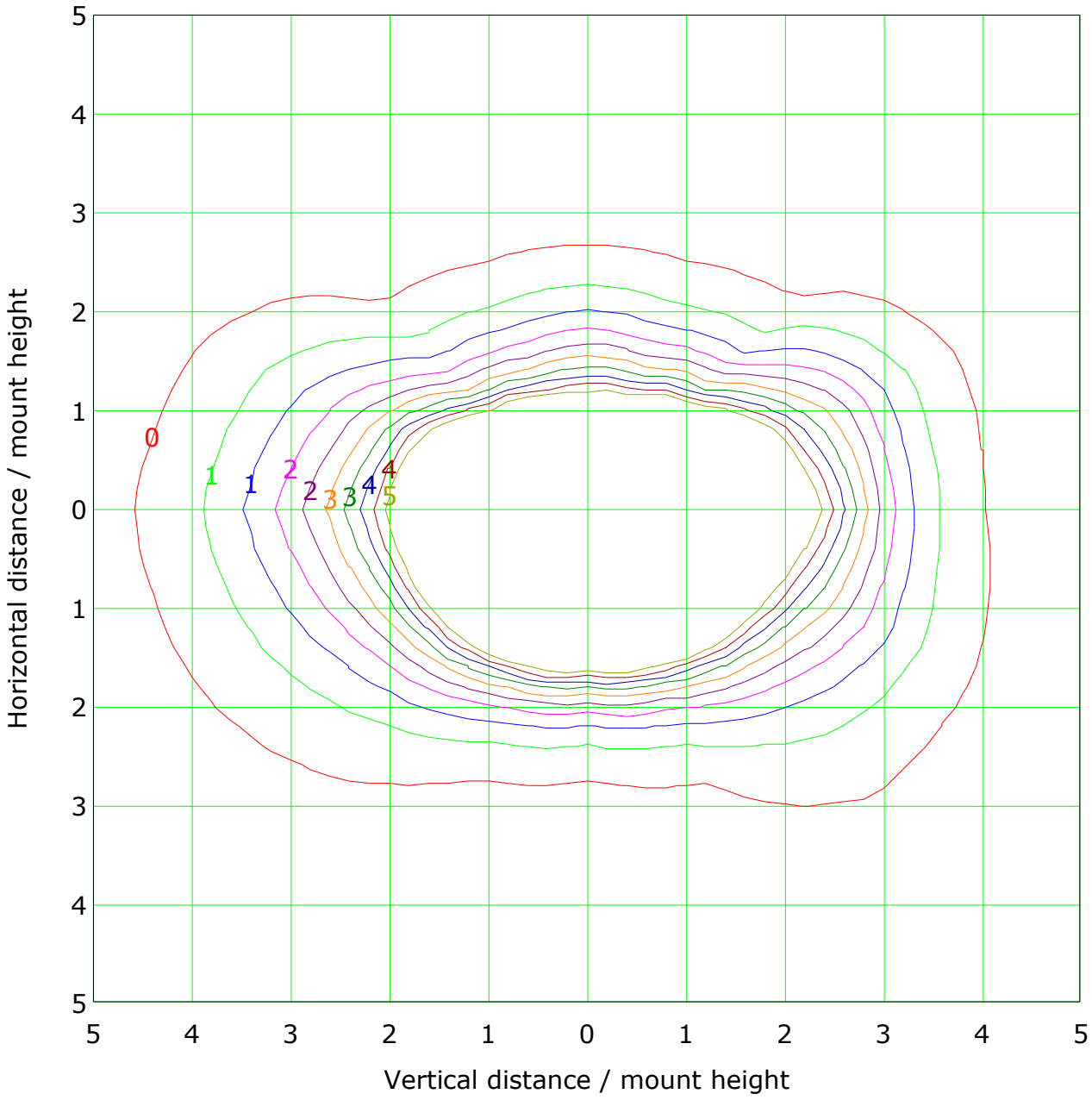

Mounting Height: 10.0m Max Lux(100%): 45.5 lx

(1%): 0.5 lx	(2%): 0.9 lx
(3%): 1.4 lx	(4%): 1.8 lx
(5%): 2.3 lx	(6%): 2.7 lx
(7%): 3.2 lx	(8%): 3.6 lx
(9%): 4.1 lx	(10%): 4.5 lx

C Plane (°):0.0-360.0: 22.5
Test Lab:
Test Type: TYPE C
Temperature: 25.6 'C
Operator:

Gamma Plane (°):0.0-180.0:1.0
Test Device: GPM-3000
Distance: 14.140 m [K=1.0000]
Humidity:
Inspector:

Roadway CU Curve

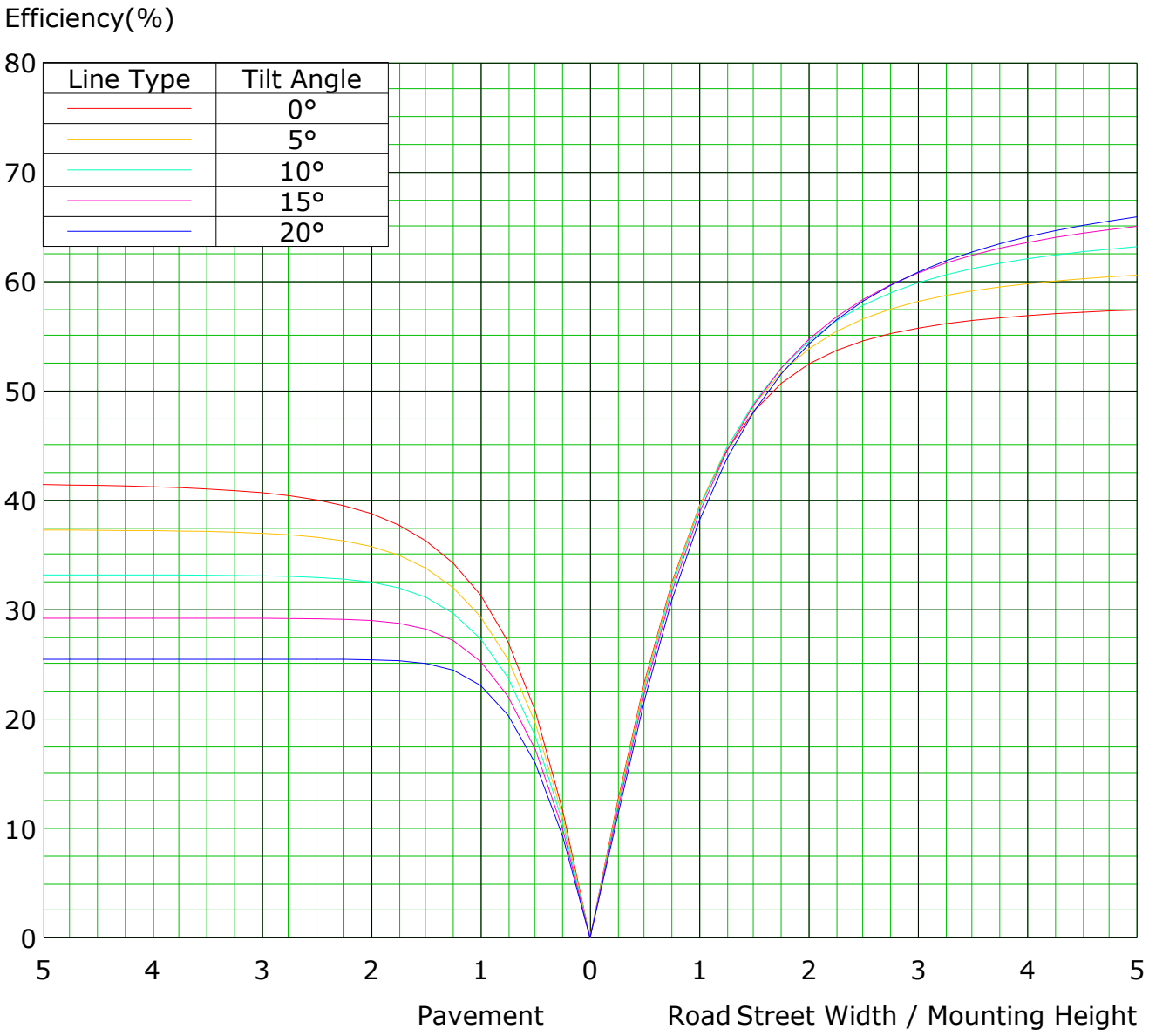

C Plane (°):0.0-360.0: 22.5
Test Lab:
Test Type: TYPE C
Temperature: 25.6 'C
Operator:

Gamma Plane (°):0.0-180.0:1.0
Test Device: GPM-3000
Distance: 14.140 m [K=1.0000]
Humidity:
Inspector:

Illuminance at a Distance

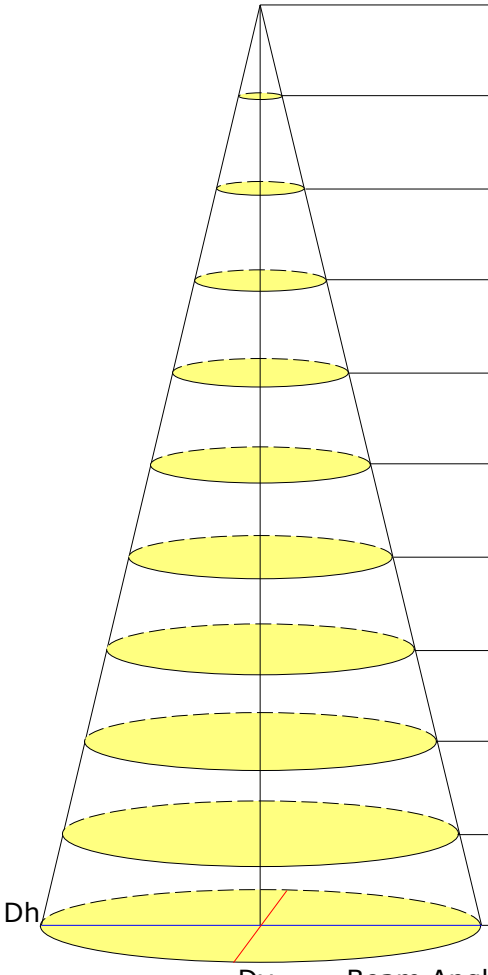

Dist(m)	Enadir(lx)	Dh/Dv_B(m)	S_B(sq.m)	Eav_B(lx)
		Dh/Dv_F(m)	S_F(sq.m)	Eav_F(lx)
1.0	4430.30	8.59/2.13	44.3	180.15
		18.71/8.04	346.4	8.39
2.0	1107.58	17.17/4.26	177.0	45.04
		37.43/16.09	1385.8	2.10
3.0	492.26	25.76/6.39	398.3	20.02
		56.14/24.13	3118.0	0.93
4.0	276.89	34.34/8.52	708.1	11.26
		74.86/32.17	5543.1	0.52
5.0	177.21	42.93/10.64	1106.5	7.21
		93.57/40.21	8661.1	0.34
6.0	123.06	51.51/12.77	1593.3	5.00
		112.29/48.26	12472.0	0.23
7.0	90.41	60.10/14.90	2168.7	3.68
		131.00/56.30	16975.7	0.17
8.0	69.22	68.69/17.03	2832.5	2.81
		149.71/64.34	22172.4	0.13
9.0	54.70	77.27/19.16	3584.9	2.22
		168.43/72.38	28061.9	0.10
10.0	44.30	85.86/21.29	4425.8	1.80
		187.14/80.43	34644.3	0.08

Beam Angle(B): H153.8 V93.6 Field Angle(F): H167.8 V152.1

C Plane (°):0.0-360.0: 22.5
Test Lab:
Test Type: TYPE C
Temperature: 25.6 'C
Operator:

Gamma Plane (°):0.0-180.0:1.0
Test Device: GPM-3000
Distance: 14.140 m [K=1.0000]
Humidity:
Inspector:

The Average Illuminance Effective Figure



C Plane (°):0.0-360.0: 22.5
Test Lab:
Test Type: TYPE C
Temperature: 25.6 'C
Operator:

Gamma Plane (°):0.0-180.0:1.0
Test Device: GPM-3000
Distance: 14.140 m [K=1.0000]
Humidity:
Inspector:

FLUX DISTRIBUTION TABLE BASED ON THE IESNA LUMINAIRE CLASSIFICATION SYSTEM

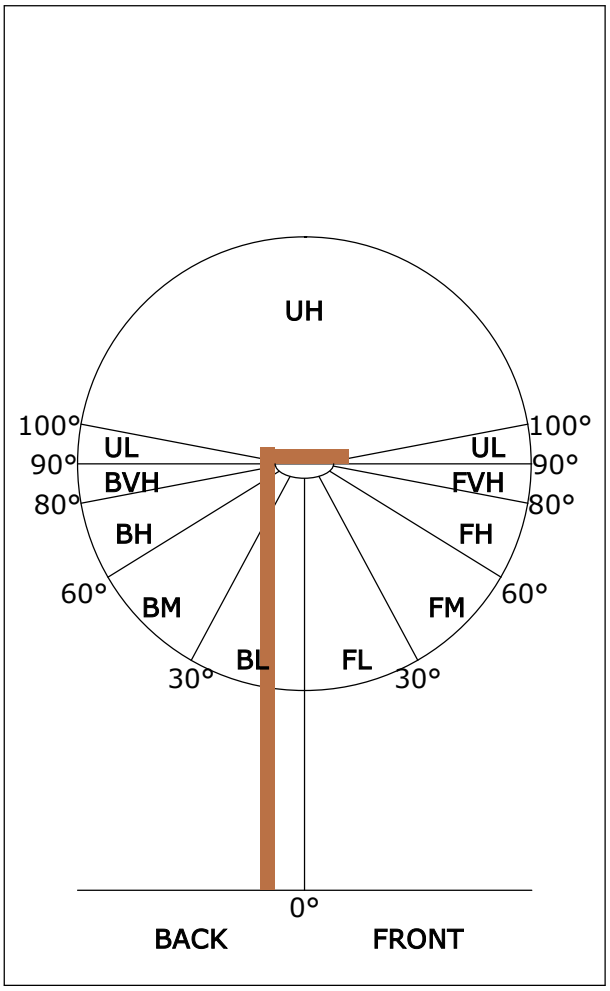

ZONE	LUMENS	% LAMP LUMENS
FORWARD LIGHT	11367	58.3
FL (0°-30°)	2004	10.3
FM (30°-60°)	5529	28.4
FH (60°-80°)	3471	17.8
FVH (80°-90°)	364	1.9
BACK LIGHT	8129	41.7
BL (0°-30°)	1628	8.3
BM (30°-60°)	3692	18.9
BH (60°-80°)	2616	13.4
BVH (80°-90°)	193	1.0
UP LIGHT	0	0.0
UL (90°-100°)	0	0.0
UH (100°-180°)	0	0.0
TRAPPED LIGHT	NA	NA

BUG(**B**acklight,**U**plight,**G**lare) Rating Base On TM-15-07	
Asymmetrical Luminaire Types (Type I,II,III,IV)	B4 U5 G4
Quadrilateral Symmetrical Luminaire Types (Type V,Area Light)	B4 U5 G2

C Plane (°):0.0-360.0: 22.5
Test Lab:
Test Type: TYPE C
Temperature: 25.6 'C
Operator:

Gamma Plane (°):0.0-180.0:1.0
Test Device: GPM-3000
Distance: 14.140 m [K=1.0000]
Humidity:
Inspector:

Zonal Lumen

Gamma [°]	Imean [cd]	Zonal Flux [lm]	Sum Zonal Flux [lm]	Rel Zonal Flux [%]	Sum Rel Zonal Flux [%]
0.0-1.0	4430.7	4.2	4.2	0.02	0.02
1.0-2.0	4430.7	12.7	17.0	0.07	0.09
2.0-3.0	4429.2	21.2	38.1	0.11	0.20
3.0-4.0	4427.0	29.6	67.8	0.15	0.35
4.0-5.0	4424.6	38.1	105.9	0.20	0.54
5.0-6.0	4421.0	46.5	152.3	0.24	0.78
6.0-7.0	4417.1	54.8	207.2	0.28	1.06
7.0-8.0	4413.3	63.2	270.3	0.32	1.39
8.0-9.0	4409.1	71.5	341.8	0.37	1.75
9.0-10.0	4404.2	79.7	421.5	0.41	2.16
10.0-11.0	4398.3	87.9	509.4	0.45	2.61
11.0-12.0	4391.9	96.0	605.4	0.49	3.11
12.0-13.0	4385.2	104.1	709.5	0.53	3.64
13.0-14.0	4378.2	112.1	821.6	0.57	4.21
14.0-15.0	4370.8	120.0	941.6	0.62	4.83
15.0-16.0	4362.8	127.9	1069.4	0.66	5.49
16.0-17.0	4354.1	135.6	1205.1	0.70	6.18
17.0-18.0	4345.0	143.3	1348.3	0.73	6.92
18.0-19.0	4336.2	150.9	1499.2	0.77	7.69
19.0-20.0	4327.6	158.4	1657.6	0.81	8.50
20.0-21.0	4318.5	165.8	1823.5	0.85	9.35
21.0-22.0	4308.1	173.1	1996.6	0.89	10.24
22.0-23.0	4297.0	180.3	2176.9	0.92	11.17
23.0-24.0	4285.1	187.4	2364.3	0.96	12.13
24.0-25.0	4273.1	194.3	2558.6	1.00	13.12
25.0-26.0	4261.4	201.2	2759.8	1.03	14.16
26.0-27.0	4250.0	208.0	2967.8	1.07	15.22
27.0-28.0	4238.9	214.6	3182.4	1.10	16.32
28.0-29.0	4227.8	221.2	3403.6	1.13	17.46
29.0-30.0	4218.1	227.8	3631.4	1.17	18.63
30.0-31.0	4209.5	234.3	3865.7	1.20	19.83
31.0-32.0	4200.7	240.7	4106.4	1.23	21.06
32.0-33.0	4191.6	247.0	4353.4	1.27	22.33
33.0-34.0	4183.3	253.2	4606.6	1.30	23.63
34.0-35.0	4176.9	259.4	4866.0	1.33	24.96
35.0-36.0	4170.8	265.6	5131.6	1.36	26.32

C Plane (°):0.0-360.0: 22.5
Test Lab:
Test Type: TYPE C
Temperature: 25.6 'C
Operator:

Gamma Plane (°):0.0-180.0:1.0
Test Device: GPM-3000
Distance: 14.140 m [K=1.0000]
Humidity:
Inspector:

Zonal Lumen (Continue 1)

Gamma [°]	Imean [cd]	Zonal Flux [lm]	Sum Zonal Flux [lm]	Rel Zonal Flux [%]	Sum Rel Zonal Flux [%]
36.0-37.0	4164.6	271.7	5403.3	1.39	27.71
37.0-38.0	4157.7	277.6	5680.8	1.42	29.14
38.0-39.0	4149.8	283.3	5964.1	1.45	30.59
39.0-40.0	4141.5	288.9	6253.0	1.48	32.07
40.0-41.0	4132.5	294.3	6547.3	1.51	33.58
41.0-42.0	4123.0	299.6	6846.9	1.54	35.12
42.0-43.0	4111.5	304.6	7151.5	1.56	36.68
43.0-44.0	4097.9	309.3	7460.8	1.59	38.27
44.0-45.0	4084.3	313.9	7774.8	1.61	39.88
45.0-46.0	4068.8	318.2	8093.0	1.63	41.51
46.0-47.0	4051.0	322.2	8415.2	1.65	43.16
47.0-48.0	4032.4	326.0	8741.2	1.67	44.83
48.0-49.0	4012.6	329.6	9070.8	1.69	46.52
49.0-50.0	3992.4	332.9	9403.7	1.71	48.23
50.0-51.0	3969.7	335.9	9739.6	1.72	49.96
51.0-52.0	3944.4	338.5	10078.1	1.74	51.69
52.0-53.0	3918.7	340.9	10419.1	1.75	53.44
53.0-54.0	3892.4	343.1	10762.2	1.76	55.20
54.0-55.0	3865.9	345.1	11107.3	1.77	56.97
55.0-56.0	3837.6	346.8	11454.1	1.78	58.75
56.0-57.0	3806.8	348.1	11802.3	1.79	60.53
57.0-58.0	3776.1	349.2	12151.5	1.79	62.33
58.0-59.0	3746.2	350.3	12501.8	1.80	64.12
59.0-60.0	3714.3	351.0	12852.7	1.80	65.92
60.0-61.0	3679.9	351.2	13203.9	1.80	67.72
61.0-62.0	3643.3	351.1	13555.1	1.80	69.53
62.0-63.0	3607.5	350.9	13906.0	1.80	71.32
63.0-64.0	3573.8	350.7	14256.7	1.80	73.12
64.0-65.0	3540.1	350.4	14607.1	1.80	74.92
65.0-66.0	3506.9	349.9	14957.0	1.79	76.72
66.0-67.0	3477.3	349.7	15306.7	1.79	78.51
67.0-68.0	3449.1	349.4	15656.2	1.79	80.30
68.0-69.0	3411.6	348.1	16004.3	1.79	82.09
69.0-70.0	3354.9	344.6	16348.9	1.77	83.85
70.0-71.0	3272.8	338.3	16687.2	1.74	85.59
71.0-72.0	3158.9	328.5	17015.7	1.68	87.27

C Plane (°):0.0-360.0: 22.5
Test Lab:
Test Type: TYPE C
Temperature: 25.6 'C
Operator:

Gamma Plane (°):0.0-180.0:1.0
Test Device: GPM-3000
Distance: 14.140 m [K=1.0000]
Humidity:
Inspector:

Zonal Lumen (Continue 2)

Gamma [°]	Imean [cd]	Zonal Flux [lm]	Sum Zonal Flux [lm]	Rel Zonal Flux [%]	Sum Rel Zonal Flux [%]
72.0-73.0	3014.9	315.3	17331.0	1.62	88.89
73.0-74.0	2843.4	299.0	17630.0	1.53	90.43
74.0-75.0	2640.8	279.1	17909.0	1.43	91.86
75.0-76.0	2415.4	256.4	18165.5	1.32	93.17
76.0-77.0	2174.1	231.8	18397.3	1.19	94.36
77.0-78.0	1923.1	205.9	18603.2	1.06	95.42
78.0-79.0	1679.3	180.5	18783.6	0.93	96.34
79.0-80.0	1448.8	156.2	18939.9	0.80	97.14
80.0-81.0	1234.1	133.5	19073.3	0.68	97.83
81.0-82.0	1038.1	112.6	19185.9	0.58	98.41
82.0-83.0	854.3	92.9	19278.8	0.48	98.88
83.0-84.0	681.1	74.2	19353.0	0.38	99.26
84.0-85.0	520.6	56.8	19409.8	0.29	99.55
85.0-86.0	371.4	40.6	19450.4	0.21	99.76
86.0-87.0	233.1	25.5	19475.9	0.13	99.89
87.0-88.0	121.6	13.3	19489.3	0.07	99.96
88.0-89.0	52.9	5.8	19495.0	0.03	99.99
89.0-90.0	14.8	1.6	19496.7	0.01	100.00
90.0-91.0	0.0	0.0	19496.7	0.00	100.00
91.0-92.0	0.0	0.0	19496.7	0.00	100.00
92.0-93.0	0.0	0.0	19496.7	0.00	100.00
93.0-94.0	0.0	0.0	19496.7	0.00	100.00
94.0-95.0	0.0	0.0	19496.7	0.00	100.00
95.0-96.0	0.0	0.0	19496.7	0.00	100.00
96.0-97.0	0.0	0.0	19496.7	0.00	100.00
97.0-98.0	0.0	0.0	19496.7	0.00	100.00
98.0-99.0	0.0	0.0	19496.7	0.00	100.00
99.0-100.0	0.0	0.0	19496.7	0.00	100.00
100.0-101.0	0.0	0.0	19496.7	0.00	100.00
101.0-102.0	0.0	0.0	19496.7	0.00	100.00
102.0-103.0	0.0	0.0	19496.7	0.00	100.00
103.0-104.0	0.0	0.0	19496.7	0.00	100.00
104.0-105.0	0.0	0.0	19496.7	0.00	100.00
105.0-106.0	0.0	0.0	19496.7	0.00	100.00
106.0-107.0	0.0	0.0	19496.7	0.00	100.00
107.0-108.0	0.0	0.0	19496.7	0.00	100.00

C Plane (°):0.0-360.0: 22.5
Test Lab:
Test Type: TYPE C
Temperature: 25.6 'C
Operator:

Gamma Plane (°):0.0-180.0:1.0
Test Device: GPM-3000
Distance: 14.140 m [K=1.0000]
Humidity:
Inspector:

Zonal Lumen (Continue 3)

Gamma [°]	Imean [cd]	Zonal Flux [lm]	Sum Zonal Flux [lm]	Rel Zonal Flux [%]	Sum Rel Zonal Flux [%]
108.0-109.0	0.0	0.0	19496.7	0.00	100.00
109.0-110.0	0.0	0.0	19496.7	0.00	100.00
110.0-111.0	0.0	0.0	19496.7	0.00	100.00
111.0-112.0	0.0	0.0	19496.7	0.00	100.00
112.0-113.0	0.0	0.0	19496.7	0.00	100.00
113.0-114.0	0.0	0.0	19496.7	0.00	100.00
114.0-115.0	0.0	0.0	19496.7	0.00	100.00
115.0-116.0	0.0	0.0	19496.7	0.00	100.00
116.0-117.0	0.0	0.0	19496.7	0.00	100.00
117.0-118.0	0.0	0.0	19496.7	0.00	100.00
118.0-119.0	0.0	0.0	19496.7	0.00	100.00
119.0-120.0	0.0	0.0	19496.7	0.00	100.00
120.0-121.0	0.0	0.0	19496.7	0.00	100.00
121.0-122.0	0.0	0.0	19496.7	0.00	100.00
122.0-123.0	0.0	0.0	19496.7	0.00	100.00
123.0-124.0	0.0	0.0	19496.7	0.00	100.00
124.0-125.0	0.0	0.0	19496.7	0.00	100.00
125.0-126.0	0.0	0.0	19496.7	0.00	100.00
126.0-127.0	0.0	0.0	19496.7	0.00	100.00
127.0-128.0	0.0	0.0	19496.7	0.00	100.00
128.0-129.0	0.0	0.0	19496.7	0.00	100.00
129.0-130.0	0.0	0.0	19496.7	0.00	100.00
130.0-131.0	0.0	0.0	19496.7	0.00	100.00
131.0-132.0	0.0	0.0	19496.7	0.00	100.00
132.0-133.0	0.0	0.0	19496.7	0.00	100.00
133.0-134.0	0.0	0.0	19496.7	0.00	100.00
134.0-135.0	0.0	0.0	19496.7	0.00	100.00
135.0-136.0	0.0	0.0	19496.7	0.00	100.00
136.0-137.0	0.0	0.0	19496.7	0.00	100.00
137.0-138.0	0.0	0.0	19496.7	0.00	100.00
138.0-139.0	0.0	0.0	19496.7	0.00	100.00
139.0-140.0	0.0	0.0	19496.7	0.00	100.00
140.0-141.0	0.0	0.0	19496.7	0.00	100.00
141.0-142.0	0.0	0.0	19496.7	0.00	100.00
142.0-143.0	0.0	0.0	19496.7	0.00	100.00
143.0-144.0	0.0	0.0	19496.7	0.00	100.00

C Plane (°):0.0-360.0: 22.5
Test Lab:
Test Type: TYPE C
Temperature: 25.6 'C
Operator:

Gamma Plane (°):0.0-180.0:1.0
Test Device: GPM-3000
Distance: 14.140 m [K=1.0000]
Humidity:
Inspector:

Zonal Lumen (Continue 4)

Gamma [°]	Imean [cd]	Zonal Flux [lm]	Sum Zonal Flux [lm]	Rel Zonal Flux [%]	Sum Rel Zonal Flux [%]
144.0-145.0	0.0	0.0	19496.7	0.00	100.00
145.0-146.0	0.0	0.0	19496.7	0.00	100.00
146.0-147.0	0.0	0.0	19496.7	0.00	100.00
147.0-148.0	0.0	0.0	19496.7	0.00	100.00
148.0-149.0	0.0	0.0	19496.7	0.00	100.00
149.0-150.0	0.0	0.0	19496.7	0.00	100.00
150.0-151.0	0.0	0.0	19496.7	0.00	100.00
151.0-152.0	0.0	0.0	19496.7	0.00	100.00
152.0-153.0	0.0	0.0	19496.7	0.00	100.00
153.0-154.0	0.0	0.0	19496.7	0.00	100.00
154.0-155.0	0.0	0.0	19496.7	0.00	100.00
155.0-156.0	0.0	0.0	19496.7	0.00	100.00
156.0-157.0	0.0	0.0	19496.7	0.00	100.00
157.0-158.0	0.0	0.0	19496.7	0.00	100.00
158.0-159.0	0.0	0.0	19496.7	0.00	100.00
159.0-160.0	0.0	0.0	19496.7	0.00	100.00
160.0-161.0	0.0	0.0	19496.7	0.00	100.00
161.0-162.0	0.0	0.0	19496.7	0.00	100.00
162.0-163.0	0.0	0.0	19496.7	0.00	100.00
163.0-164.0	0.0	0.0	19496.7	0.00	100.00
164.0-165.0	0.0	0.0	19496.7	0.00	100.00
165.0-166.0	0.0	0.0	19496.7	0.00	100.00
166.0-167.0	0.0	0.0	19496.7	0.00	100.00
167.0-168.0	0.0	0.0	19496.7	0.00	100.00
168.0-169.0	0.0	0.0	19496.7	0.00	100.00
169.0-170.0	0.0	0.0	19496.7	0.00	100.00
170.0-171.0	0.0	0.0	19496.7	0.00	100.00
171.0-172.0	0.0	0.0	19496.7	0.00	100.00
172.0-173.0	0.0	0.0	19496.7	0.00	100.00
173.0-174.0	0.0	0.0	19496.7	0.00	100.00
174.0-175.0	0.0	0.0	19496.7	0.00	100.00
175.0-176.0	0.0	0.0	19496.7	0.00	100.00
176.0-177.0	0.0	0.0	19496.7	0.00	100.00
177.0-178.0	0.0	0.0	19496.7	0.00	100.00
178.0-179.0	0.0	0.0	19496.7	0.00	100.00
179.0-180.0	0.0	0.0	19496.7	0.00	100.00

C Plane (°):0.0-360.0: 22.5
Test Lab:
Test Type: TYPE C
Temperature: 25.6 'C
Operator:

Gamma Plane (°):0.0-180.0:1.0
Test Device: GPM-3000
Distance: 14.140 m [K=1.0000]
Humidity:
Inspector:

Zonal Lumen (Continue 5)

cone flux(90°): 7774.75 lm

%lum = 39.9%
%lamp = 39.9%

cone flux(120°): 12852.72 lm

%lum = 65.9%
%lamp = 65.9%

Candlepower Table

Unit: cd

G\C	C0.0	C22.5	C45.0	C67.5	C90.0	C112.5	C135.0	C157.5	C180.0	C202.5
G0.0	4430.3	4430.3	4430.3	4430.3	4430.3	4430.3	4430.3	4430.3	4430.3	4430.3
G1.0	4423.5	4447.7	4459.7	4468.5	4472.4	4470.5	4462.7	4454.8	4432.7	4422.5
G2.0	4421.2	4456.3	4481.2	4499.4	4505.9	4507.9	4493.8	4474.5	4439.1	4417.9
G3.0	4416.0	4469.4	4503.6	4526.4	4539.1	4539.7	4525.8	4492.0	4445.2	4409.7
G4.0	4414.6	4474.8	4525.3	4554.7	4570.6	4569.4	4548.3	4518.3	4457.8	4407.3
G5.0	4416.6	4486.2	4546.8	4580.0	4595.9	4598.4	4577.3	4537.8	4474.9	4398.9
G6.0	4418.6	4497.8	4559.7	4599.3	4619.9	4622.6	4608.0	4565.0	4481.0	4398.9
G7.0	4418.8	4510.8	4578.8	4616.2	4642.4	4645.4	4634.1	4585.5	4496.0	4396.5
G8.0	4423.9	4521.6	4597.5	4632.1	4661.0	4668.0	4657.7	4612.8	4513.9	4396.1
G9.0	4425.9	4535.2	4608.2	4646.1	4674.1	4686.8	4682.1	4638.7	4533.8	4402.3
G10.0	4430.5	4551.5	4623.3	4663.0	4690.7	4702.8	4700.8	4662.0	4550.9	4399.5
G11.0	4433.5	4559.7	4636.4	4673.7	4697.5	4716.0	4723.6	4688.5	4577.5	4401.1
G12.0	4437.3	4571.1	4647.2	4684.3	4708.5	4731.0	4750.5	4711.3	4598.2	4406.1
G13.0	4440.7	4583.7	4658.3	4687.9	4716.2	4748.2	4773.3	4734.6	4619.3	4408.1
G14.0	4445.6	4596.1	4665.4	4695.0	4719.2	4756.6	4791.4	4764.3	4642.0	4415.3
G15.0	4455.2	4609.1	4676.6	4698.4	4723.2	4764.8	4809.6	4789.0	4665.1	4426.3
G16.0	4461.7	4621.4	4688.1	4701.8	4730.8	4777.0	4823.9	4819.8	4690.3	4435.7
G17.0	4470.3	4637.0	4699.4	4706.2	4737.4	4785.4	4844.0	4850.5	4714.8	4444.3
G18.0	4476.9	4649.2	4702.4	4712.0	4739.0	4796.4	4866.3	4875.9	4747.2	4462.6
G19.0	4480.0	4660.8	4710.4	4710.4	4737.2	4809.4	4892.3	4906.2	4787.0	4467.6
G20.0	4494.8	4678.0	4721.9	4711.0	4735.8	4819.8	4912.9	4935.3	4822.6	4482.2
G21.0	4502.1	4688.2	4727.1	4713.9	4732.8	4830.1	4935.2	4965.5	4855.7	4498.0
G22.0	4513.5	4700.3	4735.4	4715.9	4725.8	4843.3	4957.4	4989.0	4882.1	4505.4
G23.0	4523.8	4710.7	4745.2	4718.9	4721.0	4850.3	4983.2	5015.1	4908.8	4522.6
G24.0	4531.6	4721.3	4753.3	4716.9	4719.6	4858.5	4995.0	5033.4	4941.6	4533.8
G25.0	4537.7	4733.7	4765.0	4711.4	4716.2	4858.3	5020.2	5053.5	4963.5	4543.5
G26.0	4541.5	4743.1	4768.0	4715.3	4711.7	4872.7	5038.1	5075.6	4986.2	4555.1
G27.0	4553.7	4748.5	4777.4	4720.3	4706.3	4885.1	5056.1	5096.1	5008.4	4571.9
G28.0	4551.5	4753.3	4788.9	4725.5	4705.1	4898.9	5078.0	5114.4	5028.7	4585.3
G29.0	4558.0	4761.8	4796.2	4732.9	4702.1	4909.3	5096.2	5134.9	5052.6	4595.5
G30.0	4571.0	4772.0	4812.3	4736.2	4693.5	4933.9	5112.1	5145.5	5074.9	4613.6
G31.0	4579.7	4778.0	4823.1	4748.0	4694.3	4951.1	5130.8	5161.6	5103.5	4623.2
G32.0	4585.5	4779.2	4837.2	4759.3	4689.1	4972.3	5146.1	5182.7	5134.4	4636.8
G33.0	4596.2	4781.6	4844.7	4766.5	4683.9	4992.1	5161.6	5196.0	5154.1	4654.6
G34.0	4609.0	4786.2	4857.9	4772.9	4675.1	5021.1	5181.9	5215.3	5179.1	4669.8
G35.0	4620.7	4787.0	4869.6	4789.6	4673.5	5047.9	5201.9	5233.8	5205.0	4690.3
G36.0	4628.5	4790.0	4884.1	4804.5	4667.0	5073.1	5212.8	5253.1	5233.3	4702.7

C Plane (°):0.0-360.0: 22.5
Test Lab:
Test Type: TYPE C
Temperature: 25.6 'C
Operator:

Gamma Plane (°):0.0-180.0:1.0
Test Device: GPM-3000
Distance: 14.140 m [K=1.0000]
Humidity:
Inspector:

Candlepower Table (Continue 1)

Unit: cd

G\C	C0.0	C22.5	C45.0	C67.5	C90.0	C112.5	C135.0	C157.5	C180.0	C202.5
G37.0	4641.0	4788.6	4895.0	4813.3	4660.8	5101.2	5237.3	5269.3	5259.7	4718.3
G38.0	4654.7	4788.8	4901.8	4826.8	4650.0	5118.6	5244.6	5280.6	5288.8	4733.5
G39.0	4662.1	4791.0	4903.0	4832.0	4633.0	5131.6	5255.9	5297.1	5319.0	4749.1
G40.0	4672.4	4790.0	4903.8	4836.8	4612.9	5140.8	5253.5	5314.4	5357.8	4769.8
G41.0	4679.2	4788.0	4899.8	4833.2	4583.3	5144.2	5257.1	5331.0	5401.8	4792.0
G42.0	4691.7	4784.4	4893.8	4825.0	4546.6	5142.2	5256.7	5347.5	5437.4	4816.6
G43.0	4699.7	4783.2	4881.3	4813.7	4497.5	5131.6	5248.2	5355.4	5472.0	4839.7
G44.0	4709.2	4774.2	4864.8	4801.3	4450.5	5118.2	5235.1	5360.0	5502.2	4862.9
G45.0	4719.2	4770.2	4845.9	4781.4	4397.8	5094.4	5222.4	5364.2	5531.3	4891.7
G46.0	4722.0	4759.7	4826.5	4750.8	4339.5	5069.7	5206.1	5362.2	5544.0	4914.2
G47.0	4734.9	4751.3	4798.2	4721.3	4265.9	5030.9	5188.8	5367.8	5555.9	4943.8
G48.0	4741.1	4734.9	4772.4	4678.9	4201.4	4990.1	5170.7	5372.4	5569.3	4959.0
G49.0	4744.2	4718.7	4747.3	4634.1	4133.6	4947.3	5149.3	5377.9	5592.8	4978.2
G50.0	4757.4	4704.3	4712.6	4586.6	4063.9	4894.1	5131.8	5368.8	5621.8	4994.9
G51.0	4753.6	4686.1	4683.3	4523.9	3988.3	4816.8	5105.6	5365.0	5650.2	5007.7
G52.0	4757.4	4666.8	4641.8	4452.4	3906.1	4740.0	5078.0	5362.2	5682.3	5027.1
G53.0	4767.7	4644.0	4604.2	4378.1	3806.9	4657.8	5053.7	5357.2	5725.6	5045.1
G54.0	4779.5	4626.4	4562.7	4293.9	3714.9	4558.0	5014.8	5352.5	5775.8	5065.4
G55.0	4806.1	4606.7	4520.7	4201.4	3616.0	4445.7	4978.1	5353.5	5833.3	5091.4
G56.0	4829.6	4589.3	4470.1	4083.1	3510.2	4313.9	4934.2	5353.3	5895.9	5121.2
G57.0	4866.8	4569.9	4416.4	3970.5	3385.3	4178.0	4888.1	5357.0	5967.0	5148.3
G58.0	4904.8	4554.7	4360.3	3841.9	3256.2	4033.5	4830.7	5372.4	6055.7	5190.3
G59.0	4955.9	4543.1	4304.5	3703.0	3114.5	3871.1	4773.3	5388.9	6156.6	5236.4
G60.0	5006.5	4539.1	4240.9	3539.5	2954.5	3693.4	4707.8	5410.6	6273.5	5288.1
G61.0	5067.9	4532.6	4173.5	3348.0	2774.9	3476.1	4644.0	5438.2	6413.4	5342.3
G62.0	5145.1	4528.6	4093.2	3155.4	2568.0	3273.3	4576.3	5473.3	6570.0	5397.0
G63.0	5236.4	4534.5	4016.6	2950.5	2373.2	3054.8	4482.9	5512.9	6796.4	5441.5
G64.0	5346.1	4554.7	3934.8	2738.8	2173.8	2836.7	4396.3	5577.4	7046.4	5502.3
G65.0	5462.8	4577.9	3831.8	2510.4	1990.1	2599.2	4294.8	5650.4	7319.0	5569.0
G66.0	5599.3	4602.3	3714.1	2310.0	1806.5	2405.5	4183.6	5743.6	7601.5	5658.5
G67.0	5743.9	4634.4	3589.5	2123.5	1628.3	2222.7	4079.1	5850.5	7859.7	5764.9
G68.0	5903.5	4676.0	3456.1	1949.7	1427.7	2043.2	3953.4	6001.1	8018.3	5908.3
G69.0	6074.2	4719.1	3317.2	1782.9	1250.4	1875.1	3832.5	6143.9	8005.6	6073.1
G70.0	6240.3	4760.0	3167.5	1597.2	1107.3	1681.4	3737.3	6190.6	7766.4	6125.6
G71.0	6406.6	4788.6	3043.6	1427.8	979.6	1516.4	3669.0	6148.6	7300.9	5999.2
G72.0	6540.5	4795.2	2937.7	1256.8	882.4	1352.1	3641.8	6017.3	6569.6	5659.9
G73.0	6558.0	4776.4	2857.2	1120.5	790.2	1221.7	3651.5	5751.3	5777.6	5189.9

C Plane (°):0.0-360.0: 22.5
Test Lab:
Test Type: TYPE C
Temperature: 25.6 'C
Operator:

Gamma Plane (°):0.0-180.0:1.0
Test Device: GPM-3000
Distance: 14.140 m [K=1.0000]
Humidity:
Inspector:

Candlepower Table (Continue 2)

Unit: cd

G\C	C0.0	C22.5	C45.0	C67.5	C90.0	C112.5	C135.0	C157.5	C180.0	C202.5
G74.0	6436.1	4720.3	2791.4	1010.8	716.4	1109.0	3658.3	5340.5	4927.1	4592.7
G75.0	6098.1	4625.8	2737.5	906.1	644.3	998.8	3619.1	4806.9	4031.8	4022.8
G76.0	5672.9	4410.7	2665.8	808.3	572.1	898.3	3488.3	4261.9	3311.0	3411.4
G77.0	5096.2	4105.5	2557.6	723.2	512.2	806.1	3285.1	3678.7	2727.7	2846.4
G78.0	4494.0	3705.7	2420.1	649.9	450.8	714.3	3049.3	3119.6	2243.9	2308.7
G79.0	3841.2	3314.6	2225.9	568.9	406.1	630.6	2804.8	2635.1	1836.3	1892.1
G80.0	3183.9	2949.5	2044.2	503.2	356.0	562.0	2519.0	2184.7	1451.9	1550.7
G81.0	2611.0	2540.0	1832.1	438.9	309.5	482.4	2244.3	1803.7	1151.3	1249.9
G82.0	2090.1	2190.3	1644.7	376.8	256.6	428.2	1948.4	1380.4	907.6	939.5
G83.0	1605.7	1765.8	1458.8	327.0	219.9	370.5	1690.0	1008.1	698.5	718.2
G84.0	1186.7	1350.8	1304.0	286.0	173.4	305.3	1425.1	726.5	480.7	529.7
G85.0	884.3	1002.7	1120.3	212.6	129.3	223.5	1078.3	439.7	320.1	351.9
G86.0	603.8	741.2	825.7	160.2	98.2	161.9	674.3	270.9	172.3	222.7
G87.0	371.8	432.4	502.7	105.1	54.5	89.6	361.9	111.7	68.0	70.5
G88.0	189.2	229.1	209.7	61.9	35.7	40.2	98.1	45.6	36.4	31.0
G89.0	80.0	81.7	52.7	28.1	15.8	21.8	22.4	27.3	17.9	20.2
G90.0	0.0	0.0	0.0	0.0	0.0	0.0	0.0	0.0	0.0	0.0
G91.0	0.0	0.0	0.0	0.0	0.0	0.0	0.0	0.0	0.0	0.0
G92.0	0.0	0.0	0.0	0.0	0.0	0.0	0.0	0.0	0.0	0.0
G93.0	0.0	0.0	0.0	0.0	0.0	0.0	0.0	0.0	0.0	0.0
G94.0	0.0	0.0	0.0	0.0	0.0	0.0	0.0	0.0	0.0	0.0
G95.0	0.0	0.0	0.0	0.0	0.0	0.0	0.0	0.0	0.0	0.0
G96.0	0.0	0.0	0.0	0.0	0.0	0.0	0.0	0.0	0.0	0.0
G97.0	0.0	0.0	0.0	0.0	0.0	0.0	0.0	0.0	0.0	0.0
G98.0	0.0	0.0	0.0	0.0	0.0	0.0	0.0	0.0	0.0	0.0
G99.0	0.0	0.0	0.0	0.0	0.0	0.0	0.0	0.0	0.0	0.0
G100.0	0.0	0.0	0.0	0.0	0.0	0.0	0.0	0.0	0.0	0.0
G101.0	0.0	0.0	0.0	0.0	0.0	0.0	0.0	0.0	0.0	0.0
G102.0	0.0	0.0	0.0	0.0	0.0	0.0	0.0	0.0	0.0	0.0
G103.0	0.0	0.0	0.0	0.0	0.0	0.0	0.0	0.0	0.0	0.0
G104.0	0.0	0.0	0.0	0.0	0.0	0.0	0.0	0.0	0.0	0.0
G105.0	0.0	0.0	0.0	0.0	0.0	0.0	0.0	0.0	0.0	0.0
G106.0	0.0	0.0	0.0	0.0	0.0	0.0	0.0	0.0	0.0	0.0
G107.0	0.0	0.0	0.0	0.0	0.0	0.0	0.0	0.0	0.0	0.0
G108.0	0.0	0.0	0.0	0.0	0.0	0.0	0.0	0.0	0.0	0.0
G109.0	0.0	0.0	0.0	0.0	0.0	0.0	0.0	0.0	0.0	0.0
G110.0	0.0	0.0	0.0	0.0	0.0	0.0	0.0	0.0	0.0	0.0

C Plane (°):0.0-360.0: 22.5
Test Lab:
Test Type: TYPE C
Temperature: 25.6 'C
Operator:

Gamma Plane (°):0.0-180.0:1.0
Test Device: GPM-3000
Distance: 14.140 m [K=1.0000]
Humidity:
Inspector:

Candlepower Table (Continue 3)

Unit: cd

G\C	C0.0	C22.5	C45.0	C67.5	C90.0	C112.5	C135.0	C157.5	C180.0	C202.5
G111.0	0.0	0.0	0.0	0.0	0.0	0.0	0.0	0.0	0.0	0.0
G112.0	0.0	0.0	0.0	0.0	0.0	0.0	0.0	0.0	0.0	0.0
G113.0	0.0	0.0	0.0	0.0	0.0	0.0	0.0	0.0	0.0	0.0
G114.0	0.0	0.0	0.0	0.0	0.0	0.0	0.0	0.0	0.0	0.0
G115.0	0.0	0.0	0.0	0.0	0.0	0.0	0.0	0.0	0.0	0.0
G116.0	0.0	0.0	0.0	0.0	0.0	0.0	0.0	0.0	0.0	0.0
G117.0	0.0	0.0	0.0	0.0	0.0	0.0	0.0	0.0	0.0	0.0
G118.0	0.0	0.0	0.0	0.0	0.0	0.0	0.0	0.0	0.0	0.0
G119.0	0.0	0.0	0.0	0.0	0.0	0.0	0.0	0.0	0.0	0.0
G120.0	0.0	0.0	0.0	0.0	0.0	0.0	0.0	0.0	0.0	0.0
G121.0	0.0	0.0	0.0	0.0	0.0	0.0	0.0	0.0	0.0	0.0
G122.0	0.0	0.0	0.0	0.0	0.0	0.0	0.0	0.0	0.0	0.0
G123.0	0.0	0.0	0.0	0.0	0.0	0.0	0.0	0.0	0.0	0.0
G124.0	0.0	0.0	0.0	0.0	0.0	0.0	0.0	0.0	0.0	0.0
G125.0	0.0	0.0	0.0	0.0	0.0	0.0	0.0	0.0	0.0	0.0
G126.0	0.0	0.0	0.0	0.0	0.0	0.0	0.0	0.0	0.0	0.0
G127.0	0.0	0.0	0.0	0.0	0.0	0.0	0.0	0.0	0.0	0.0
G128.0	0.0	0.0	0.0	0.0	0.0	0.0	0.0	0.0	0.0	0.0
G129.0	0.0	0.0	0.0	0.0	0.0	0.0	0.0	0.0	0.0	0.0
G130.0	0.0	0.0	0.0	0.0	0.0	0.0	0.0	0.0	0.0	0.0
G131.0	0.0	0.0	0.0	0.0	0.0	0.0	0.0	0.0	0.0	0.0
G132.0	0.0	0.0	0.0	0.0	0.0	0.0	0.0	0.0	0.0	0.0
G133.0	0.0	0.0	0.0	0.0	0.0	0.0	0.0	0.0	0.0	0.0
G134.0	0.0	0.0	0.0	0.0	0.0	0.0	0.0	0.0	0.0	0.0
G135.0	0.0	0.0	0.0	0.0	0.0	0.0	0.0	0.0	0.0	0.0
G136.0	0.0	0.0	0.0	0.0	0.0	0.0	0.0	0.0	0.0	0.0
G137.0	0.0	0.0	0.0	0.0	0.0	0.0	0.0	0.0	0.0	0.0
G138.0	0.0	0.0	0.0	0.0	0.0	0.0	0.0	0.0	0.0	0.0
G139.0	0.0	0.0	0.0	0.0	0.0	0.0	0.0	0.0	0.0	0.0
G140.0	0.0	0.0	0.0	0.0	0.0	0.0	0.0	0.0	0.0	0.0
G141.0	0.0	0.0	0.0	0.0	0.0	0.0	0.0	0.0	0.0	0.0
G142.0	0.0	0.0	0.0	0.0	0.0	0.0	0.0	0.0	0.0	0.0
G143.0	0.0	0.0	0.0	0.0	0.0	0.0	0.0	0.0	0.0	0.0
G144.0	0.0	0.0	0.0	0.0	0.0	0.0	0.0	0.0	0.0	0.0
G145.0	0.0	0.0	0.0	0.0	0.0	0.0	0.0	0.0	0.0	0.0
G146.0	0.0	0.0	0.0	0.0	0.0	0.0	0.0	0.0	0.0	0.0
G147.0	0.0	0.0	0.0	0.0	0.0	0.0	0.0	0.0	0.0	0.0

C Plane (°):0.0-360.0: 22.5
Test Lab:
Test Type: TYPE C
Temperature: 25.6 'C
Operator:

Gamma Plane (°):0.0-180.0:1.0
Test Device: GPM-3000
Distance: 14.140 m [K=1.0000]
Humidity:
Inspector:

Candlepower Table (Continue 4)

Unit: cd

G\C	C0.0	C22.5	C45.0	C67.5	C90.0	C112.5	C135.0	C157.5	C180.0	C202.5
G148.0	0.0	0.0	0.0	0.0	0.0	0.0	0.0	0.0	0.0	0.0
G149.0	0.0	0.0	0.0	0.0	0.0	0.0	0.0	0.0	0.0	0.0
G150.0	0.0	0.0	0.0	0.0	0.0	0.0	0.0	0.0	0.0	0.0
G151.0	0.0	0.0	0.0	0.0	0.0	0.0	0.0	0.0	0.0	0.0
G152.0	0.0	0.0	0.0	0.0	0.0	0.0	0.0	0.0	0.0	0.0
G153.0	0.0	0.0	0.0	0.0	0.0	0.0	0.0	0.0	0.0	0.0
G154.0	0.0	0.0	0.0	0.0	0.0	0.0	0.0	0.0	0.0	0.0
G155.0	0.0	0.0	0.0	0.0	0.0	0.0	0.0	0.0	0.0	0.0
G156.0	0.0	0.0	0.0	0.0	0.0	0.0	0.0	0.0	0.0	0.0
G157.0	0.0	0.0	0.0	0.0	0.0	0.0	0.0	0.0	0.0	0.0
G158.0	0.0	0.0	0.0	0.0	0.0	0.0	0.0	0.0	0.0	0.0
G159.0	0.0	0.0	0.0	0.0	0.0	0.0	0.0	0.0	0.0	0.0
G160.0	0.0	0.0	0.0	0.0	0.0	0.0	0.0	0.0	0.0	0.0
G161.0	0.0	0.0	0.0	0.0	0.0	0.0	0.0	0.0	0.0	0.0
G162.0	0.0	0.0	0.0	0.0	0.0	0.0	0.0	0.0	0.0	0.0
G163.0	0.0	0.0	0.0	0.0	0.0	0.0	0.0	0.0	0.0	0.0
G164.0	0.0	0.0	0.0	0.0	0.0	0.0	0.0	0.0	0.0	0.0
G165.0	0.0	0.0	0.0	0.0	0.0	0.0	0.0	0.0	0.0	0.0
G166.0	0.0	0.0	0.0	0.0	0.0	0.0	0.0	0.0	0.0	0.0
G167.0	0.0	0.0	0.0	0.0	0.0	0.0	0.0	0.0	0.0	0.0
G168.0	0.0	0.0	0.0	0.0	0.0	0.0	0.0	0.0	0.0	0.0
G169.0	0.0	0.0	0.0	0.0	0.0	0.0	0.0	0.0	0.0	0.0
G170.0	0.0	0.0	0.0	0.0	0.0	0.0	0.0	0.0	0.0	0.0
G171.0	0.0	0.0	0.0	0.0	0.0	0.0	0.0	0.0	0.0	0.0
G172.0	0.0	0.0	0.0	0.0	0.0	0.0	0.0	0.0	0.0	0.0
G173.0	0.0	0.0	0.0	0.0	0.0	0.0	0.0	0.0	0.0	0.0
G174.0	0.0	0.0	0.0	0.0	0.0	0.0	0.0	0.0	0.0	0.0
G175.0	0.0	0.0	0.0	0.0	0.0	0.0	0.0	0.0	0.0	0.0
G176.0	0.0	0.0	0.0	0.0	0.0	0.0	0.0	0.0	0.0	0.0
G177.0	0.0	0.0	0.0	0.0	0.0	0.0	0.0	0.0	0.0	0.0
G178.0	0.0	0.0	0.0	0.0	0.0	0.0	0.0	0.0	0.0	0.0
G179.0	0.0	0.0	0.0	0.0	0.0	0.0	0.0	0.0	0.0	0.0
G180.0	0.0	0.0	0.0	0.0	0.0	0.0	0.0	0.0	0.0	0.0

C Plane (°):0.0-360.0: 22.5
Test Lab:
Test Type: TYPE C
Temperature: 25.6 'C
Operator:

Gamma Plane (°):0.0-180.0:1.0
Test Device: GPM-3000
Distance: 14.140 m [K=1.0000]
Humidity:
Inspector:

Candlepower Table (Continue 5)

Unit: cd

G\C	C225.0	C247.5	C270.0	C292.5	C315.0	C337.5	C360.0			
G0.0	4430.3	4430.3	4430.3	4430.3	4430.3	4430.3	4430.3			
G1.0	4404.3	4394.5	4388.8	4390.9	4398.3	4404.4	4423.5			
G2.0	4381.0	4358.8	4346.1	4349.1	4364.7	4389.3	4421.2			
G3.0	4359.7	4317.6	4300.6	4303.8	4334.8	4363.8	4416.0			
G4.0	4334.3	4281.2	4256.7	4260.6	4295.4	4347.7	4414.6			
G5.0	4310.6	4237.6	4205.4	4213.6	4259.7	4330.8	4416.6			
G6.0	4288.6	4190.6	4154.3	4159.2	4223.1	4316.6	4418.6			
G7.0	4263.7	4149.2	4099.9	4112.0	4191.8	4302.3	4418.8			
G8.0	4237.7	4106.6	4047.8	4063.4	4156.0	4286.0	4423.9			
G9.0	4218.0	4059.3	3989.3	4012.1	4124.8	4272.7	4425.9			
G10.0	4192.4	4015.5	3927.2	3963.1	4092.8	4259.5	4430.5			
G11.0	4171.7	3961.7	3869.6	3905.3	4059.7	4244.6	4433.5			
G12.0	4151.0	3910.6	3803.7	3853.5	4022.9	4233.2	4437.3			
G13.0	4127.8	3863.2	3739.1	3797.3	3986.4	4222.1	4440.7			
G14.0	4107.3	3814.2	3673.4	3740.4	3954.6	4214.9	4445.6			
G15.0	4087.6	3758.7	3597.6	3675.2	3926.2	4205.8	4455.2			
G16.0	4063.6	3701.2	3526.8	3615.6	3888.5	4194.8	4461.7			
G17.0	4041.3	3635.5	3443.2	3544.6	3851.3	4185.9	4470.3			
G18.0	4018.6	3570.8	3359.7	3473.1	3822.3	4177.5	4476.9			
G19.0	3990.8	3509.9	3279.7	3408.3	3785.4	4172.5	4480.0			
G20.0	3964.6	3446.4	3198.3	3338.1	3750.8	4162.8	4494.8			
G21.0	3934.5	3380.9	3112.7	3268.5	3711.9	4158.0	4502.1			
G22.0	3906.1	3312.6	3033.3	3196.8	3674.2	4151.8	4513.5			
G23.0	3874.1	3240.4	2939.3	3120.8	3638.4	4147.3	4523.8			
G24.0	3844.3	3173.3	2856.9	3047.6	3595.7	4141.1	4531.6			
G25.0	3816.5	3107.0	2778.5	2981.7	3554.0	4135.5	4537.7			
G26.0	3785.3	3034.9	2703.2	2905.7	3520.4	4132.5	4541.5			
G27.0	3750.3	2963.5	2623.8	2837.9	3481.3	4130.7	4553.7			
G28.0	3721.7	2896.8	2544.6	2772.7	3443.6	4125.4	4551.5			
G29.0	3684.3	2829.5	2473.6	2705.8	3399.3	4124.6	4558.0			
G30.0	3657.1	2767.0	2405.3	2647.6	3363.5	4117.0	4571.0			
G31.0	3621.1	2703.3	2341.3	2587.2	3321.2	4114.0	4579.7			
G32.0	3579.5	2640.6	2278.6	2525.0	3283.9	4111.4	4585.5			
G33.0	3546.5	2579.5	2212.8	2464.7	3243.8	4111.2	4596.2			
G34.0	3510.2	2521.0	2156.3	2405.9	3199.7	4114.2	4609.0			
G35.0	3473.6	2459.9	2105.8	2354.1	3161.9	4111.4	4620.7			
G36.0	3442.8	2403.9	2054.1	2299.1	3120.4	4110.8	4628.5			

C Plane (°):0.0-360.0: 22.5
Test Lab:
Test Type: TYPE C
Temperature: 25.6 'C
Operator:

Gamma Plane (°):0.0-180.0:1.0
Test Device: GPM-3000
Distance: 14.140 m [K=1.0000]
Humidity:
Inspector:

Candlepower Table (Continue 6)

Unit: cd

G\C	C225.0	C247.5	C270.0	C292.5	C315.0	C337.5	C360.0			
G37.0	3405.6	2346.4	2011.8	2245.5	3080.9	4111.8	4641.0			
G38.0	3371.4	2291.3	1966.1	2192.2	3040.8	4110.4	4654.7			
G39.0	3340.0	2233.6	1925.4	2143.8	3003.2	4112.0	4662.1			
G40.0	3303.6	2180.2	1890.9	2095.6	2960.9	4112.6	4672.4			
G41.0	3268.7	2130.7	1857.0	2046.4	2919.6	4113.2	4679.2			
G42.0	3236.1	2087.5	1827.4	2005.6	2880.5	4112.4	4691.7			
G43.0	3195.7	2039.1	1807.5	1957.4	2842.4	4110.8	4699.7			
G44.0	3157.5	1997.3	1784.5	1924.3	2798.3	4117.0	4709.2			
G45.0	3120.6	1965.0	1770.2	1890.9	2757.6	4117.2	4719.2			
G46.0	3085.8	1933.2	1748.6	1856.9	2717.8	4123.6	4722.0			
G47.0	3050.6	1902.9	1728.5	1826.5	2674.9	4129.1	4734.9			
G48.0	3013.8	1876.5	1719.5	1799.3	2635.2	4130.5	4741.1			
G49.0	2971.1	1845.2	1708.7	1769.9	2589.3	4131.5	4744.2			
G50.0	2923.0	1826.3	1698.7	1750.3	2548.0	4134.5	4757.4			
G51.0	2874.5	1807.8	1686.4	1728.3	2498.4	4137.3	4753.6			
G52.0	2826.4	1783.9	1682.6	1711.9	2453.5	4135.5	4757.4			
G53.0	2773.7	1759.8	1687.8	1686.4	2404.2	4138.9	4767.7			
G54.0	2717.2	1744.9	1689.1	1668.8	2355.8	4144.9	4779.5			
G55.0	2657.6	1729.2	1685.4	1661.4	2310.3	4148.5	4806.1			
G56.0	2605.5	1714.0	1675.4	1648.6	2260.8	4153.4	4829.6			
G57.0	2546.9	1687.8	1672.8	1633.2	2206.2	4165.0	4866.8			
G58.0	2498.6	1656.3	1684.2	1601.0	2153.0	4180.9	4904.8			
G59.0	2444.1	1630.4	1690.5	1585.2	2108.9	4197.4	4955.9			
G60.0	2392.3	1621.9	1648.4	1567.0	2054.3	4216.3	5006.5			
G61.0	2340.6	1607.9	1624.7	1567.4	2014.2	4236.8	5067.9			
G62.0	2289.7	1543.2	1609.5	1521.8	1966.1	4273.1	5145.1			
G63.0	2238.4	1518.0	1603.9	1486.4	1916.2	4293.2	5236.4			
G64.0	2159.5	1484.1	1505.4	1462.8	1858.0	4330.4	5346.1			
G65.0	2077.4	1437.0	1448.1	1438.8	1804.2	4363.4	5462.8			
G66.0	1984.4	1353.0	1397.8	1343.3	1731.1	4412.2	5599.3			
G67.0	1916.2	1295.0	1281.1	1295.7	1681.9	4460.5	5743.9			
G68.0	1806.5	1220.6	1200.5	1245.1	1621.5	4511.7	5903.5			
G69.0	1689.4	1138.2	1087.3	1137.6	1546.6	4556.1	6074.2			
G70.0	1604.9	1053.8	964.2	1066.4	1453.5	4612.4	6240.3			
G71.0	1508.3	947.7	838.7	960.2	1372.8	4693.6	6406.6			
G72.0	1394.6	829.3	725.7	857.1	1272.3	4751.9	6540.5			
G73.0	1300.4	705.8	615.2	733.5	1188.5	4756.5	6558.0			

C Plane (°):0.0-360.0: 22.5
Test Lab:
Test Type: TYPE C
Temperature: 25.6 'C
Operator:

Gamma Plane (°):0.0-180.0:1.0
Test Device: GPM-3000
Distance: 14.140 m [K=1.0000]
Humidity:
Inspector:

Candlepower Table (Continue 7)

Unit: cd

G\C	C225.0	C247.5	C270.0	C292.5	C315.0	C337.5	C360.0			
G74.0	1203.6	600.7	512.6	598.6	1095.2	4680.7	6436.1			
G75.0	1116.7	510.8	426.0	511.6	991.9	4464.9	6098.1			
G76.0	1019.9	429.4	344.6	436.2	897.9	4150.0	5672.9			
G77.0	913.4	366.9	240.4	371.5	808.0	3752.0	5096.2			
G78.0	777.6	278.5	145.3	278.3	723.2	3389.5	4494.0			
G79.0	695.3	193.5	75.0	198.1	643.1	3026.8	3841.2			
G80.0	614.8	130.6	17.2	127.6	583.7	2595.3	3183.9			
G81.0	501.1	85.4	16.4	74.0	513.8	2262.1	2611.0			
G82.0	423.4	69.3	15.0	61.0	455.2	1915.8	2090.1			
G83.0	334.5	51.6	10.8	44.6	390.7	1539.6	1605.7			
G84.0	257.4	36.0	11.6	42.2	313.4	1131.8	1186.7			
G85.0	180.5	28.5	12.6	34.4	226.2	852.9	884.3			
G86.0	88.7	22.1	12.4	29.2	146.6	557.3	603.8			
G87.0	36.8	15.7	15.2	22.4	81.6	331.0	371.8			
G88.0	23.1	10.2	9.2	18.2	43.1	137.9	189.2			
G89.0	13.7	0.0	10.8	15.0	16.1	49.2	80.0			
G90.0	0.0	0.0	0.0	0.0	0.0	0.0	0.0			
G91.0	0.0	0.0	0.0	0.0	0.0	0.0	0.0			
G92.0	0.0	0.0	0.0	0.0	0.0	0.0	0.0			
G93.0	0.0	0.0	0.0	0.0	0.0	0.0	0.0			
G94.0	0.0	0.0	0.0	0.0	0.0	0.0	0.0			
G95.0	0.0	0.0	0.0	0.0	0.0	0.0	0.0			
G96.0	0.0	0.0	0.0	0.0	0.0	0.0	0.0			
G97.0	0.0	0.0	0.0	0.0	0.0	0.0	0.0			
G98.0	0.0	0.0	0.0	0.0	0.0	0.0	0.0			
G99.0	0.0	0.0	0.0	0.0	0.0	0.0	0.0			
G100.0	0.0	0.0	0.0	0.0	0.0	0.0	0.0			
G101.0	0.0	0.0	0.0	0.0	0.0	0.0	0.0			
G102.0	0.0	0.0	0.0	0.0	0.0	0.0	0.0			
G103.0	0.0	0.0	0.0	0.0	0.0	0.0	0.0			
G104.0	0.0	0.0	0.0	0.0	0.0	0.0	0.0			
G105.0	0.0	0.0	0.0	0.0	0.0	0.0	0.0			
G106.0	0.0	0.0	0.0	0.0	0.0	0.0	0.0			
G107.0	0.0	0.0	0.0	0.0	0.0	0.0	0.0			
G108.0	0.0	0.0	0.0	0.0	0.0	0.0	0.0			
G109.0	0.0	0.0	0.0	0.0	0.0	0.0	0.0			
G110.0	0.0	0.0	0.0	0.0	0.0	0.0	0.0			

C Plane (°):0.0-360.0: 22.5
Test Lab:
Test Type: TYPE C
Temperature: 25.6 'C
Operator:

Gamma Plane (°):0.0-180.0:1.0
Test Device: GPM-3000
Distance: 14.140 m [K=1.0000]
Humidity:
Inspector:

Candlepower Table (Continue 8)

Unit: cd

G\C	C225.0	C247.5	C270.0	C292.5	C315.0	C337.5	C360.0			
G111.0	0.0	0.0	0.0	0.0	0.0	0.0	0.0			
G112.0	0.0	0.0	0.0	0.0	0.0	0.0	0.0			
G113.0	0.0	0.0	0.0	0.0	0.0	0.0	0.0			
G114.0	0.0	0.0	0.0	0.0	0.0	0.0	0.0			
G115.0	0.0	0.0	0.0	0.0	0.0	0.0	0.0			
G116.0	0.0	0.0	0.0	0.0	0.0	0.0	0.0			
G117.0	0.0	0.0	0.0	0.0	0.0	0.0	0.0			
G118.0	0.0	0.0	0.0	0.0	0.0	0.0	0.0			
G119.0	0.0	0.0	0.0	0.0	0.0	0.0	0.0			
G120.0	0.0	0.0	0.0	0.0	0.0	0.0	0.0			
G121.0	0.0	0.0	0.0	0.0	0.0	0.0	0.0			
G122.0	0.0	0.0	0.0	0.0	0.0	0.0	0.0			
G123.0	0.0	0.0	0.0	0.0	0.0	0.0	0.0			
G124.0	0.0	0.0	0.0	0.0	0.0	0.0	0.0			
G125.0	0.0	0.0	0.0	0.0	0.0	0.0	0.0			
G126.0	0.0	0.0	0.0	0.0	0.0	0.0	0.0			
G127.0	0.0	0.0	0.0	0.0	0.0	0.0	0.0			
G128.0	0.0	0.0	0.0	0.0	0.0	0.0	0.0			
G129.0	0.0	0.0	0.0	0.0	0.0	0.0	0.0			
G130.0	0.0	0.0	0.0	0.0	0.0	0.0	0.0			
G131.0	0.0	0.0	0.0	0.0	0.0	0.0	0.0			
G132.0	0.0	0.0	0.0	0.0	0.0	0.0	0.0			
G133.0	0.0	0.0	0.0	0.0	0.0	0.0	0.0			
G134.0	0.0	0.0	0.0	0.0	0.0	0.0	0.0			
G135.0	0.0	0.0	0.0	0.0	0.0	0.0	0.0			
G136.0	0.0	0.0	0.0	0.0	0.0	0.0	0.0			
G137.0	0.0	0.0	0.0	0.0	0.0	0.0	0.0			
G138.0	0.0	0.0	0.0	0.0	0.0	0.0	0.0			
G139.0	0.0	0.0	0.0	0.0	0.0	0.0	0.0			
G140.0	0.0	0.0	0.0	0.0	0.0	0.0	0.0			
G141.0	0.0	0.0	0.0	0.0	0.0	0.0	0.0			
G142.0	0.0	0.0	0.0	0.0	0.0	0.0	0.0			
G143.0	0.0	0.0	0.0	0.0	0.0	0.0	0.0			
G144.0	0.0	0.0	0.0	0.0	0.0	0.0	0.0			
G145.0	0.0	0.0	0.0	0.0	0.0	0.0	0.0			
G146.0	0.0	0.0	0.0	0.0	0.0	0.0	0.0			
G147.0	0.0	0.0	0.0	0.0	0.0	0.0	0.0			

C Plane (°):0.0-360.0: 22.5
Test Lab:
Test Type: TYPE C
Temperature: 25.6 'C
Operator:

Gamma Plane (°):0.0-180.0:1.0
Test Device: GPM-3000
Distance: 14.140 m [K=1.0000]
Humidity:
Inspector:

Candlepower Table (Continue 9)

Unit: cd

G\C	C225.0	C247.5	C270.0	C292.5	C315.0	C337.5	C360.0			
G148.0	0.0	0.0	0.0	0.0	0.0	0.0	0.0			
G149.0	0.0	0.0	0.0	0.0	0.0	0.0	0.0			
G150.0	0.0	0.0	0.0	0.0	0.0	0.0	0.0			
G151.0	0.0	0.0	0.0	0.0	0.0	0.0	0.0			
G152.0	0.0	0.0	0.0	0.0	0.0	0.0	0.0			
G153.0	0.0	0.0	0.0	0.0	0.0	0.0	0.0			
G154.0	0.0	0.0	0.0	0.0	0.0	0.0	0.0			
G155.0	0.0	0.0	0.0	0.0	0.0	0.0	0.0			
G156.0	0.0	0.0	0.0	0.0	0.0	0.0	0.0			
G157.0	0.0	0.0	0.0	0.0	0.0	0.0	0.0			
G158.0	0.0	0.0	0.0	0.0	0.0	0.0	0.0			
G159.0	0.0	0.0	0.0	0.0	0.0	0.0	0.0			
G160.0	0.0	0.0	0.0	0.0	0.0	0.0	0.0			
G161.0	0.0	0.0	0.0	0.0	0.0	0.0	0.0			
G162.0	0.0	0.0	0.0	0.0	0.0	0.0	0.0			
G163.0	0.0	0.0	0.0	0.0	0.0	0.0	0.0			
G164.0	0.0	0.0	0.0	0.0	0.0	0.0	0.0			
G165.0	0.0	0.0	0.0	0.0	0.0	0.0	0.0			
G166.0	0.0	0.0	0.0	0.0	0.0	0.0	0.0			
G167.0	0.0	0.0	0.0	0.0	0.0	0.0	0.0			
G168.0	0.0	0.0	0.0	0.0	0.0	0.0	0.0			
G169.0	0.0	0.0	0.0	0.0	0.0	0.0	0.0			
G170.0	0.0	0.0	0.0	0.0	0.0	0.0	0.0			
G171.0	0.0	0.0	0.0	0.0	0.0	0.0	0.0			
G172.0	0.0	0.0	0.0	0.0	0.0	0.0	0.0			
G173.0	0.0	0.0	0.0	0.0	0.0	0.0	0.0			
G174.0	0.0	0.0	0.0	0.0	0.0	0.0	0.0			
G175.0	0.0	0.0	0.0	0.0	0.0	0.0	0.0			
G176.0	0.0	0.0	0.0	0.0	0.0	0.0	0.0			
G177.0	0.0	0.0	0.0	0.0	0.0	0.0	0.0			
G178.0	0.0	0.0	0.0	0.0	0.0	0.0	0.0			
G179.0	0.0	0.0	0.0	0.0	0.0	0.0	0.0			
G180.0	0.0	0.0	0.0	0.0	0.0	0.0	0.0			

C Plane (°):0.0-360.0: 22.5
Test Lab:
Test Type: TYPE C
Temperature: 25.6 'C
Operator:

Gamma Plane (°):0.0-180.0:1.0
Test Device: GPM-3000
Distance: 14.140 m [K=1.0000]
Humidity:
Inspector: